

Directions to Tamura lab: the Laboratory of Organ Morphogenesis, Tohoku University

To Aobayama Campus, Tohoku University

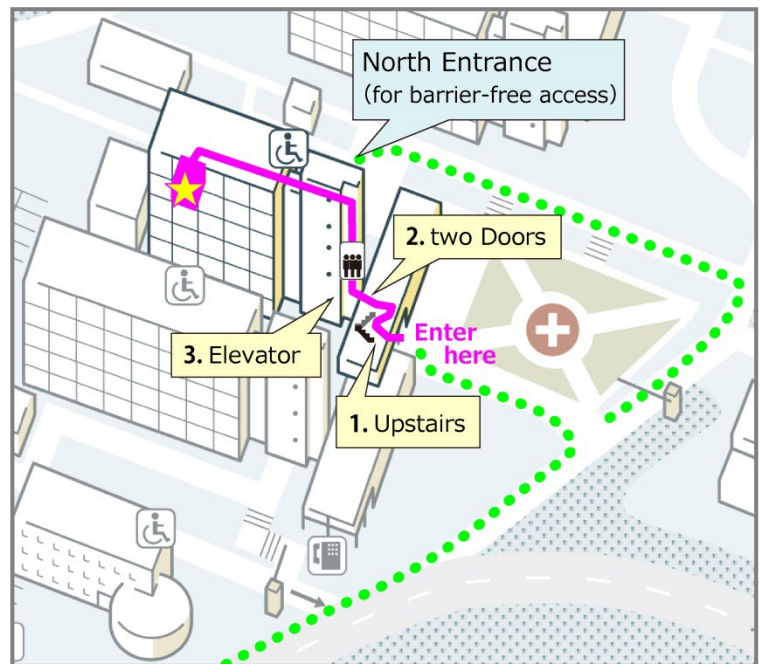
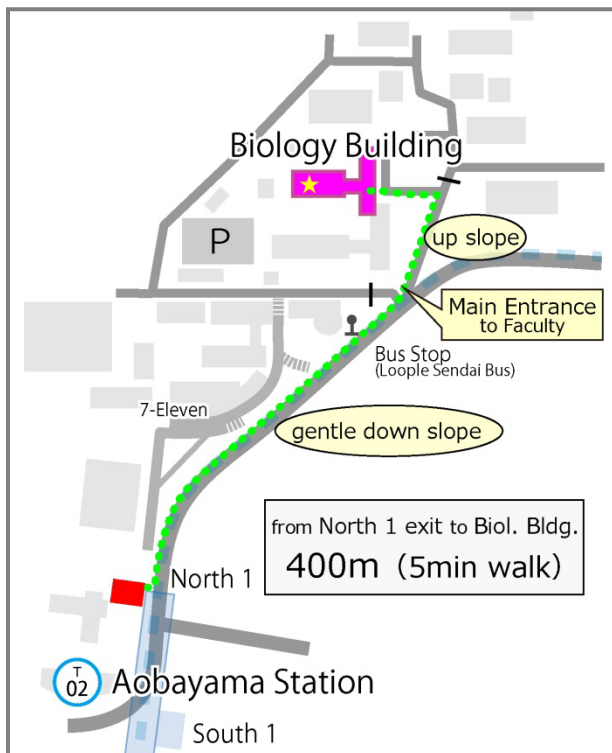
By subway

Take the Sendai Subway Tozai Line to Aobayama Station (9 min. 250 yen from Sendai Station).

By taxi

About 10 minutes 1600-2000 yen from Sendai Station to Aobayama Campus, Faculty of Science.

To Tamura Lab

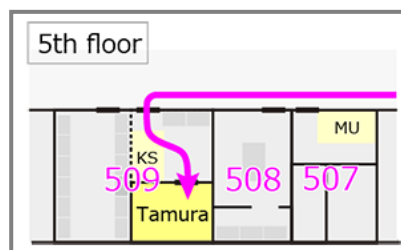


Tamura lab is located on the **5th floor** of the Biology Building, Aobayama Campus.

Go upstairs [1] and enter through the left back door (on the opposite side of window) and the next door [2], and then take the elevator (on your right).

From Aobayama Station

1. After exiting North 1 Exit of Aobayama Station, turn left and walk down the sidewalk along the roadway.
2. At the end of the sidewalk (at the junction of the entrance to Faculty of Science), veer off to the left and walk up the sloping road.
3. Turn left at the first corner (in front of a vehicle barrier gate) and go straight ahead.
4. You can find upstairs to the Biology Building.



Prof. Tamura's office is in room 509.
Dr. Uesaka's office is in room 507.

Laboratory of Organ Morphogenesis,
Department of Developmental Biology and Neurosciences,
Graduate School of Life Sciences, Tohoku University,
Sendai 980-8578, Japan
022-795-6691 (Lab phone & fax)
022-795-3489 (Prof. Tamura's phone & fax)
022-795-6677 (Dr. Uesaka's phone & fax)